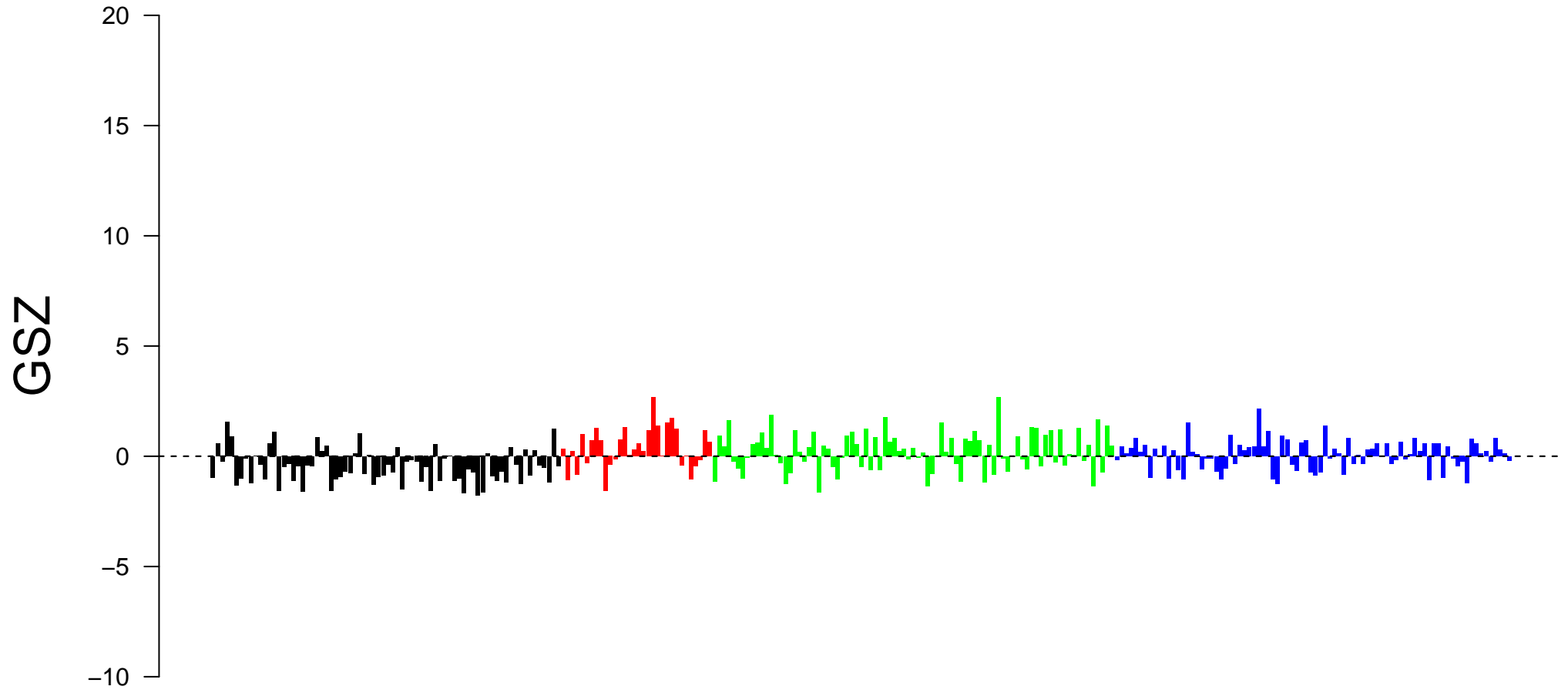
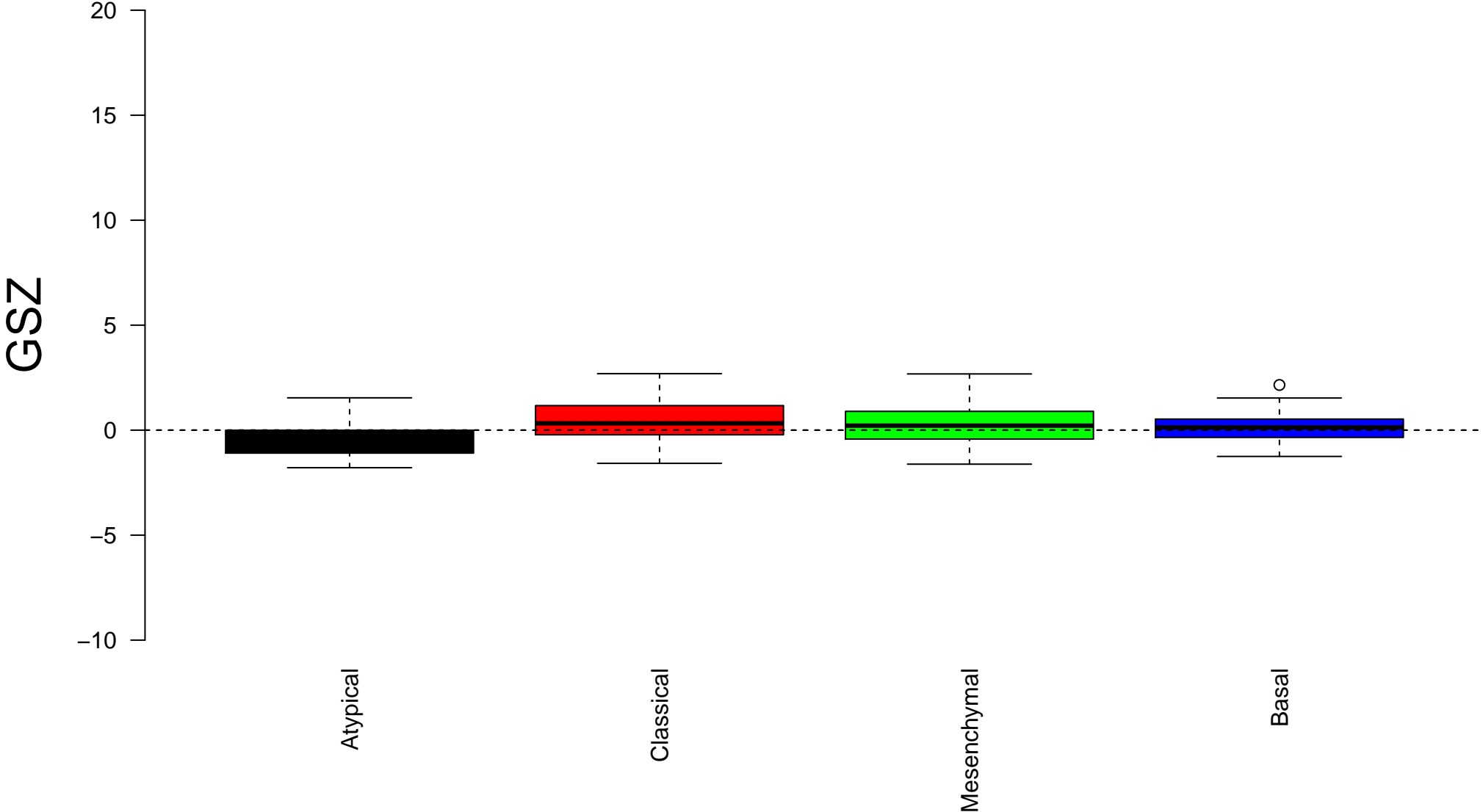



Golgi-associated vesicle



Golgi-associated vesicle



Enrichment in spots: Golgi-associated vesicle



Expression of Golgi-associated vesicle in Spot A


Δe

1.0

0.5

0.0

-0.5



Expression of Golgi-associated vesicle in Spot B


Δe

1.0

0.5

0.0

-0.5



Expression of Golgi-associated vesicle in Spot C


Δe

1.0

0.5

0.0

-0.5



Expression of Golgi-associated vesicle in Spot D

Δe

1.0

0.5

0.0

-0.5



Expression of Golgi-associated vesicle in Spot E


Δe

1.0


0.5

0.0

-0.5



Expression of Golgi-associated vesicle in Spot F



Expression of Golgi-associated vesicle in Spot G


Δe

1.0

0.5

0.0

-0.5



Expression of Golgi-associated vesicle in Spot H


Δe

1.0

0.5

0.0

-0.5



Expression of Golgi-associated vesicle in Spot I


Δe

1.0

0.5

0.0

-0.5



Expression of Golgi-associated vesicle in Spot J


Δe

1.0

0.5

0.0

-0.5



Expression of Golgi-associated vesicle in Spot K


Δe

1.0

0.5

0.0

-0.5



Expression of Golgi-associated vesicle in Spot L


Δe

1.0

0.5

0.0


-0.5



Expression of Golgi-associated vesicle in Spot M

Δe

1.0
0.5
0.0
-0.5



Expression of Golgi-associated vesicle in Spot N


Δe

1.0

0.5

0.0

-0.5



Expression of Golgi-associated vesicle in Spot O


Δe

1.0

0.5

0.0

-0.5



Expression of Golgi-associated vesicle in Spot P


Δe

1.0

0.5

0.0

-0.5



Expression of Golgi-associated vesicle in Spot Q


Δe

1.0

0.5

0.0

-0.5



Expression of Golgi-associated vesicle in Spot R

